



City of Roswell

CERTIFICATION OF RETURNS


General Municipal Runoff Election


December 2, 2025

COUNTY OF FULTON
STATE OF GEORGIA

Upon certification:


We, the undersigned Board of Elections/Registrars, Superintendent/Supervisor of Elections and designees, do jointly and severally certify that the attached Election Results Summary is a true and correct count of the votes cast in this County for the candidates in the General Election Runoff.


Julie Adair


Sally

In TESTIMONY WHEREOF, we have hereunto set our hand, in ink, and official seal this 8 day of December, 2025.

Attest:


Nalin Miller
Superintendent/Supervisor of Elections



ATTACH EMS ELECTION SUMMARY/STATEMENT OF VOTES CAST

Attach copies to this consolidated certification and summary report and provide as follows:

1. Original: Secretary of State
2. Copy: Posted at the Elections Office
3. Copy: File in the permanent record in the Superintendent's Office
4. Copy: Clerk of Superior Court (Sealed) Pursuant to O.C.G.A § 21-2-500

Pursuant to O.C.G.A § 21-2-497

The formatting of this document may not be altered in any way

This form Pursuant to O.C.G.A § 21-2-493.

G:\2022 Elections\Forms\Certification of Returns\Certification of Returns 2022 - General.docx

Form# CERT_RTNS_GEN-22

East Point Mayor (Vote for 1)

	Election Day	Advance Voti	Absentee by	Provisional	Total	
Times Cast	1,657	1,383	7	1	3,048 / 23,379	13.04%
Undervotes	0	0	0	0	0	

Candidate	Party	Election Day	Advance Voting	Absentee by Mail	Provisional	Total	
Joshua B. Butler, IV		613	481	1	1	1,096	35.96%
Keisha Chapman		1,044	902	6	0	1,952	64.04%
Total Votes		1,657	1,383	7	1	3,048	

	Election Day	Advance Voting	Absentee by Mail	Provisional	Total	
Unresolved Write-In	0	0	0	0	0	

Roswell Mayor (Vote for 1)

	Election Day	Advance Voti	Absentee by	Provisional	Total	
Times Cast	9,379	8,916	47	14	18,356 / 63,612	28.86%
Undervotes	2	2	0	0	4	

Candidate	Party	Election Day	Advance Voting	Absentee by Mail	Provisional	Total	
Mary Robichaux		4,522	5,200	28	9	9,759	53.18%
Kurt Wilson (I)		4,855	3,714	19	5	8,593	46.82%
Total Votes		9,377	8,914	47	14	18,352	

	Election Day	Advance Voting	Absentee by Mail	Provisional	Total	
Unresolved Write-In	0	0	0	0	0	

Sandy Springs Mayor (Vote for 1)

	Election Day	Advance Voti	Absentee by	Provisional	Total	
Times Cast	7,585	7,228	65	5	14,883 / 67,044	22.20%
Undervotes	6	6	0	1	13	

Candidate	Party	Election Day	Advance Voting	Absentee by Mail	Provisional	Total	
Dontaye Carter		2,582	1,959	27	4	4,572	30.75%
Rusty Paul (I)		4,997	5,263	38	0	10,298	69.25%
Total Votes		7,579	7,222	65	4	14,870	

	Election Day	Advance Voting	Absentee by Mail	Provisional	Total	
Unresolved Write-In	0	0	0	0	0	